

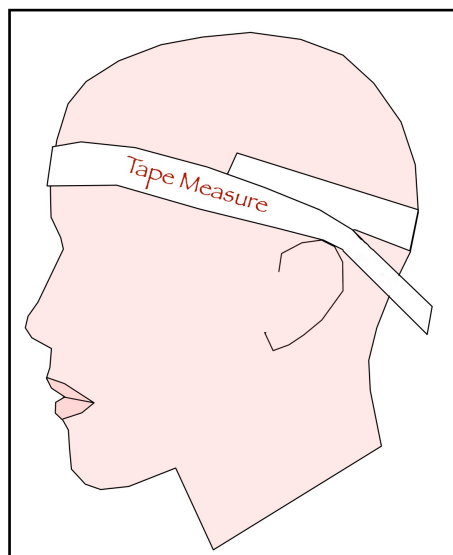
Sizing Beanies made easy

Beanies, apart from being practical items for your family & friends, are also a lot of fun to make. The problem, however, is that no two heads are the same & no one pattern can cater to the differences. The following, *presuming you're working from the top of the head down*, is a simple guide that I trust will be helpful with your beanie creations.

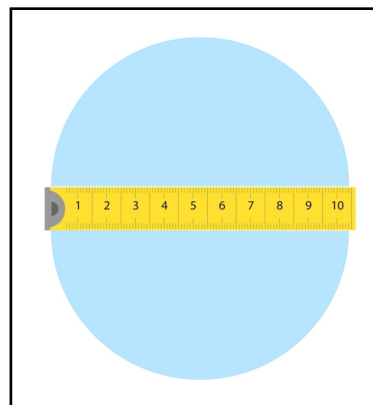
A: measure the circumference of the head
(*around the largest part of the head*)

(*use the chart as a guide*)

B: to get a cosy fit, beanies are usually worked approx 5cm (2") smaller than the head circumference, so keep in mind the stretch of your yarn & deduct from the circumference. As a general rule, *cotton has very little stretch, acrylic has the most.*

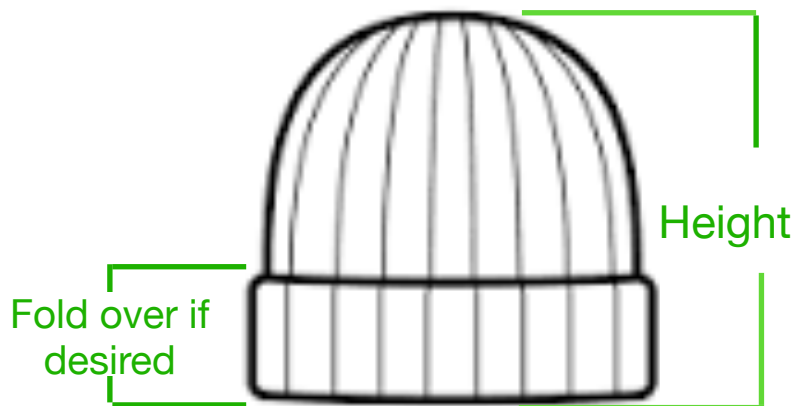


C: calculated the beanie size by crocheting a flat circle, the diameter of which will determine the circumference, (*use the chart as a guide*). Once you've reach the required diameter size, continue without increasing



D: for the height of your beanie, measure from the top of the head (crown) to the desired length, this will depend on the style: *above the ear, covering the ear or adding a fold up brim*. Continue working in the round without increasing until you have reached that desired length.

(*use the chart as a guide*)



sizing beanies cont...

Beanie	Approx Circumference	Approx Crown Diameter	Approx Beanie Height
Premie	30.5cm (12")	9.7cm (3.8")	12.5cm (5")
Newborn	33cm (13")	10.5cm (4.2")	15cm (6")
0 – 3 months	36cm (14")	11.5cm (4.5")	16.5cm (6.5")
3 – 6 months	38cm (15")	12.1cm (4.8")	18cm (7")
6 – 12 months	43cm (17")	13.7cm (5.4")	20.3cm (8")
12 months to 3 years	48.2cm (19")	15.4cm (6")	21.5cm (8.5")
3 years to 10 years	50.5cm (20")	16cm (6.4")	23cm (9")
Teen to Adult woman	53.4cm - 56cm (21"- 22")	17cm - 17.8cm (6.7" - 7")	23cm (9")
Adult Man	58.54cm (23")	18.6cm (7.3")	25.5cm (10")